




Detail Design Engineering
Service and Support



Let DDE take the strain

- Emergency callouts, 24/7
- Guaranteed response times
- Technical hotline
- Planned, preventative and recommended maintenance
- Calibration to industry standards
- On-site service inspections
- Repair or replacement of failed equipment
- Remote diagnostics and technical advice
- Remote alarm monitoring
- Remote adjustment and time changes
- System enhancement
- Disaster recovery



DDE. Building towards the perfect environment

Founded in 1991 in North West England, DDE - Detail Design Engineering - has grown into one of the UK's leading systems integrators. We've built an enviable reputation over the years, and can offer you a unique level of expertise in building energy management systems. Altogether, we can offer you design, installation, service and support.

In fact, at DDE we place particular emphasis on on-going client support. Correct maintenance of your building energy management system is paramount to maintaining optimum levels of comfort and controlling energy costs.

